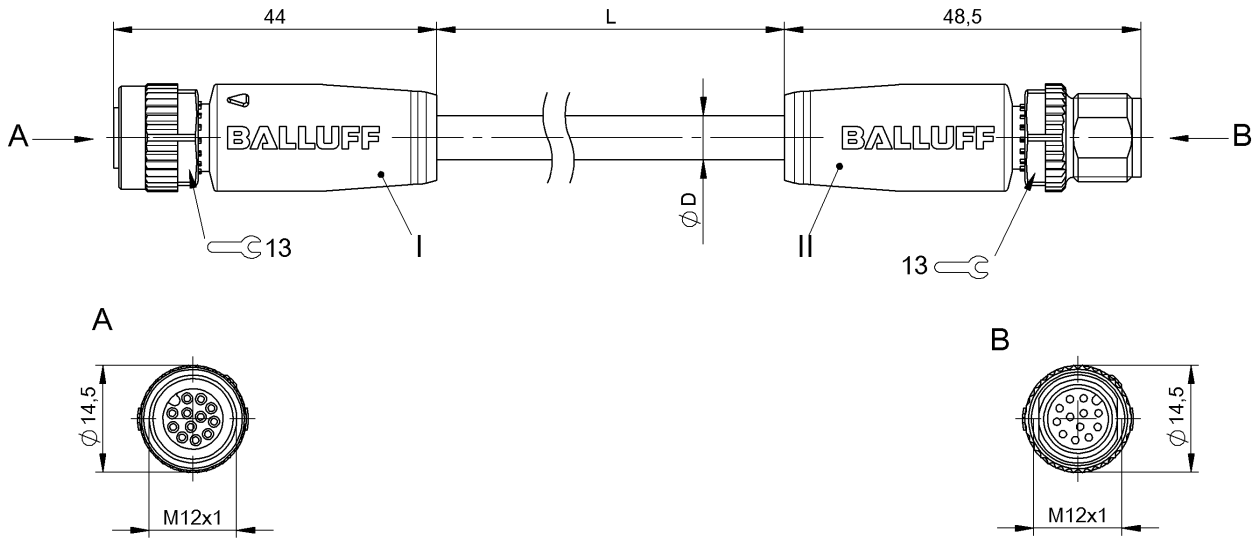


Double-Ended Cordsets
BCC M41C-M41C-3A-325-PX0C25-200
Order Code: BCC0JLL

BALLUFF



Basic features

Approval/Conformity	CE cULus WEEE
---------------------	---------------------

Electrical connection

Bending radius min., fixed cable	5 x D
Bending radius min., flexible cable	10 x D
Cable	PUR black, 20 m, drag chain compatible
Cable diameter D	6.50 mm ±0.20 mm
Cable, bending cycles min.	2 mil.
Conductor cross-section	0.25 mm ²
Connection 1	M12x1-Female, straight, 12-pin, A-coded
Connection 2	M12x1-Male, straight, 12-pin, A-coded
Number of conductors	12
System	Molded/Molded

Electrical data

Operating voltage U _b	30 VDC / 30 VAC
Rated current (40 °C)	1.5 A

Remarks

Cable construction acc. to UL-AWM Style 20549
 Halogen-free per DIN VDE 0472 Part 815
 Silicone-free
 Flame-retarding acc. to IEC 60332-2
 Enclosure rating per IEC 60529 or 20653, only in screwed state with the associated mating piece.

Environmental conditions

Cable temperature, drag chain	-25...60 °C
Cable temperature, fixed routing	-50...80 °C
Cable temperature, flexible routing	-25...80 °C
IP rating	IP67, IP68, IP69K/IP67, IP68, IP69K

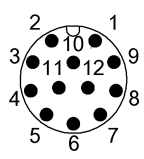
Material

Cable jacket, material	PUR
Material contact carrier	PUR/PUR
Material contacts	Bronze/Brass
Material cover nut	Die-cast zinc/Die-cast zinc
Material grip	PUR/PUR

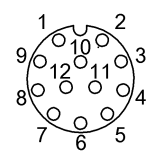
Mechanical data

Acceleration max., drag chain	5 m/s ²
Cable jacket, color	black
Cable length L	20.00 m
Cable properties	drag chain compatible
Horizontal travel permitted, drag chain	5 m
Tightening torque pigtail	0.6 Nm/0.6 Nm
Traverse speed max., drag chain	200 m/min
Vertical travel permitted, drag chain	2 m

Connector Drawings



- II
- PIN 1: brown
 - PIN 2: blue
 - PIN 3: white
 - PIN 4: green
 - PIN 5: pink
 - PIN 6: yellow
 - PIN 7: black
 - PIN 8: gray
 - PIN 9: red
 - PIN10: violet
 - PIN 11: gray/pink
 - PIN12: red/blue



- I
- PIN 1: brown
 - PIN 2: blue
 - PIN 3: white
 - PIN 4: green
 - PIN 5: pink
 - PIN 6: yellow
 - PIN 7: black
 - PIN 8: gray
 - PIN 9: red
 - PIN10: violet
 - PIN 11: gray/pink
 - PIN12: red/blue

Wiring Diagrams

